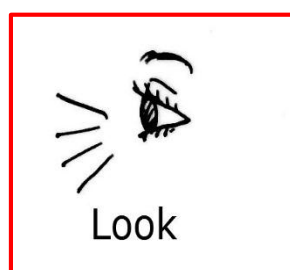



## Lola and Tattletale Zeke Curriculum Guide

### Visual Supports for Lola and Tattletale Zeke by Marcia Goldman

Use these visual supports with non-verbal children and children who are learning to talk.





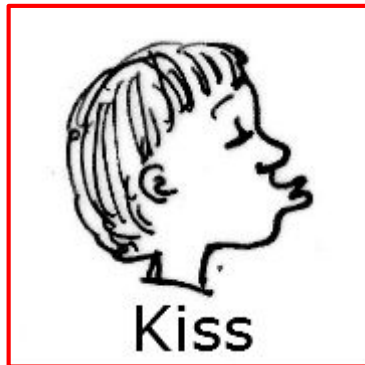
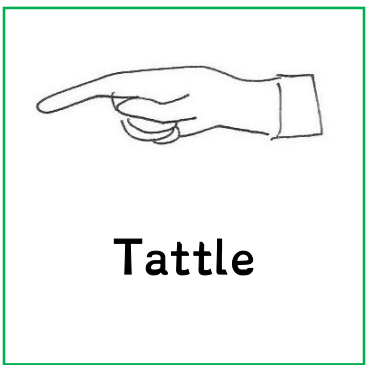

Use these icons before and after reading *Lola and Tattletale Zeke*

Before reading the book make sure that the child(ren) are told the sequence of events so they know what behavior is expected. Go over the five icons above. Ask the child(ren) to tell you what comes next if they can. Repeat the sequence after reading the book.

Ask questions while reading the book. For children who are working on pointing ask them to point to the icon that answers the question. For children who are beginning to talk ask them to say the word. If they can approximate the beginning sound of the word, praise them for that effort. For children who can approximate the sound of the word ask them to articulate the whole word.

Lola and Tattletale Zeke Curriculum Guide

Use these icons while reading Lola and Tattletale Zeke:



## Lola and Tattletale Zeke Curriculum Guide

### Questions:

- What is Lola? (Dog Icon)
- Is Zeke Lola's little brother or big brother? (Little Icon)
- How do Lola and Zeke feel when they play together? (Happy Icon)
- How does Lola feel when Zeke won't listen to her? (Mad Icon)
- Lola left her bear outside. Was it on purpose or by mistake? (Mistake Icon)
- What did Lola eat? (Treat Icon)
- What did Zeke do when Lola left muddy footprints? (Tattle Icon)
- Who got in trouble? (Dog Icon)
- What did Lola give Zeke when he accidentally spilled the water? (Kiss Icon)
- Who tattled on Zeke? (Cat Icon)
- How did Zeke feel after Isabel tattled on him? (Sorry Icon)
- Zeke told Lola not to worry. Was Zeke being mean or kind now? (Kind Icon)
- What are Zeke and Lola? (Friends Icon)